



## Playing field survey results

Prepared for: Hoton parish Council

Prepared by: Councillor Seymour

29 July 2014

## SUMMARY FINDINGS

- The majority of households in Hoton did not take up the opportunity to complete the Playing field survey (completion rate around 15%).
- Around half of the returns were posted through door at Pear Tree Farm, the remainder were posted into a collection box at the telephone kiosk. No surveys were completed at the July First Friday.
- The returned surveys broadly reflected the age mix of the village (based on the 2011 census data) with younger families and those aged over 65 slightly over represented, whilst returns from the 45 to 64 age band were markedly lower than population
- 16 completed surveys were returned, of which around 70% (11 surveys) included names and all but one of those also included an address, with two people adding email addresses for Parish Council distribution list
- Surveys were returned across the spectrum of how long people have lived in Hoton with the shortest being 6 months and the longest 50 years. The median was 14 years and the mean was 19 years
- A return with an address was received from each of the main residential roads within the main village but not from Hoton Hills
- Unsurprisingly the vast majority of those who returned a survey (70%, n=11) had visited the playing field within the last week and most used the playing field at least weekly (56%, n=9)
- The three areas that are used the most (and were used by at least 50% of respondents) were:
  - Tennis Court (75%, n=12)
  - Children's play area (63%, n=10)
  - Sports field (56%, n=9)
- And the uses of the playing field reflected this with the main uses being:
  - Children's play area (63%, n=10)
  - Tennis (56%, n=9)
  - Ball sports other than tennis (50%, n=8)
- 14 out of the 16 respondents added a positive comment about the Playing field with most frequent comments including:
  - Tranquility / quiet and relaxing, n=6
  - Facilities (range and condition), n=6
  - Proximity and accessibility, n=4
  - Other comments included: Tidy, safe, the fact it is there, attractiveness
- Half of the respondents had specific improvements they would like to see made, whilst 7 respondents either did not add a comment or specifically said 'none'. One respondent raised a concern about level of usage needing to increase before more money was spent.
- Of those that raised improvements, 4 highlighted the state of the raised beds and 2 the willow tunnel. There were also a number of relatively low-cost improvement ideas outlined further in the report
- Responding to the options for the willow tunnel, the majority (n=10) supported option c - to explore alternative uses for the space. 4 respondents supported the use of professional maintenance and 2

respondents did not offer a preference. No respondents offered to volunteer to be part of willow tunnel task force

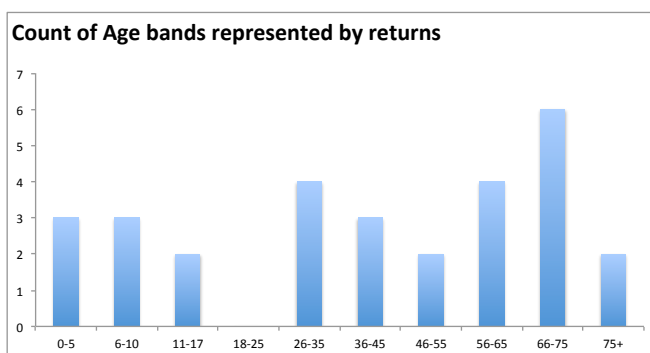
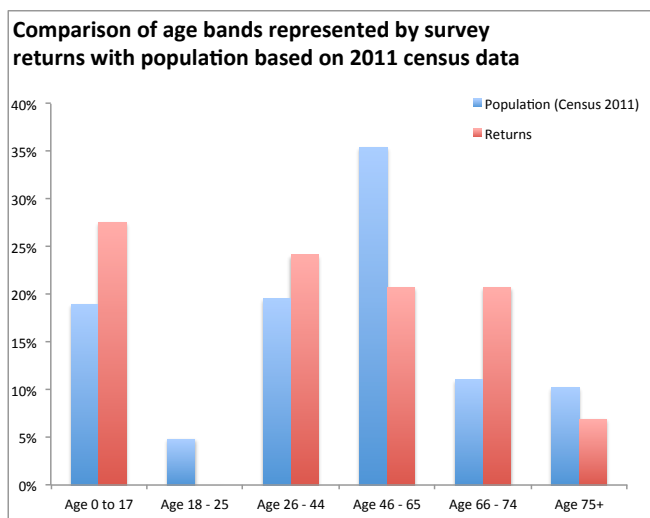
- Responding to the options for the raised beds, ALL respondents supported option b - a low maintenance, professionally maintained planting scheme.
- There were mixed views on potential future developments. Cricket net surface had the highest number of respondents scoring themselves as 'keen or extremely keen' but this was only 25% of all respondents (n=4). Only two respondents scored themselves as 'keen or extremely keen' for football pitch levelling or adult fitness equipment.
- There was most interest in setting up more organised tennis activity (n=4), with some interest in social and regular gatherings. 5 respondents offered specific ideas which are outlined later in the report

## DETAILED FINDINGS

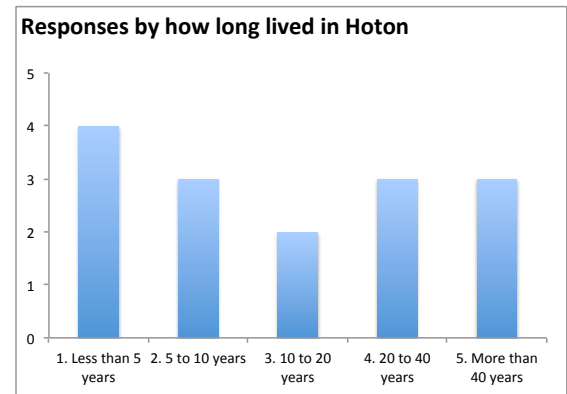
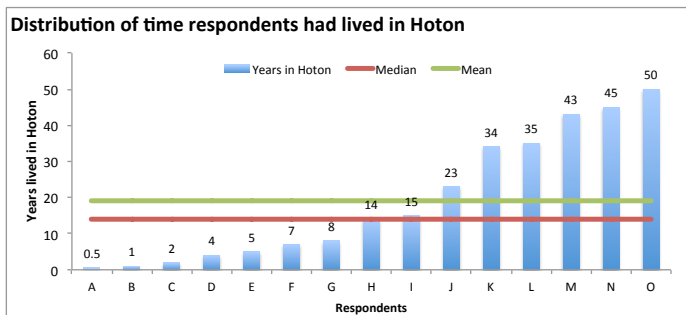
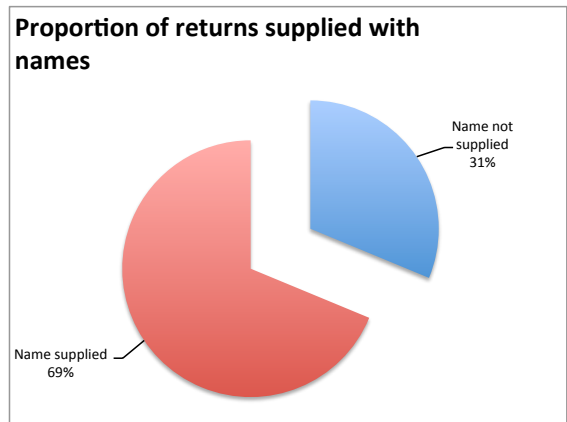
### Background to respondents

Over 100 surveys were distributed along with Playing Field newsletter on Thursday 3rd and Friday 4th July to all households in main village and Hoton Hills. Surveys were also available at the July First Friday. Returns were requested by Friday 18th July with collection points (in addition to First Friday) being Pear Tree Farm (by playing field) and the Telephone Kiosk on Wymeswold Road.

- The majority of households in Hoton did not take up the opportunity to complete the Playing field survey (completion rate around 15%, n=16).
- Around half of the returns were posted through door at Pear Tree Farm (n=7), the remainder were posted into a collection box at the telephone kiosk. No surveys were completed at the July First Friday.
- The returned surveys broadly reflected the age mix of the village (based on the 2011 census data) with younger families and those aged over 65 slightly over represented, whilst returns from the 45 to 64 age band were markedly lower than population



- 16 completed surveys were returned, of which around 70% (11 surveys) included names and all but one of those also included an address, with two people adding email addresses for Parish Council distribution list
- Surveys were returned across the spectrum of how long people have lived in Hoton with the shortest being 6 months and the longest 50 years. The median was 14 years and the mean was 19 years.

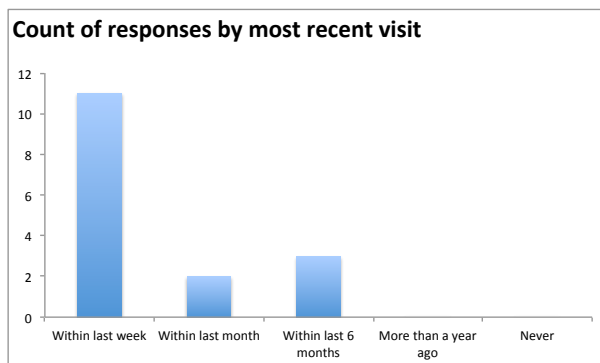
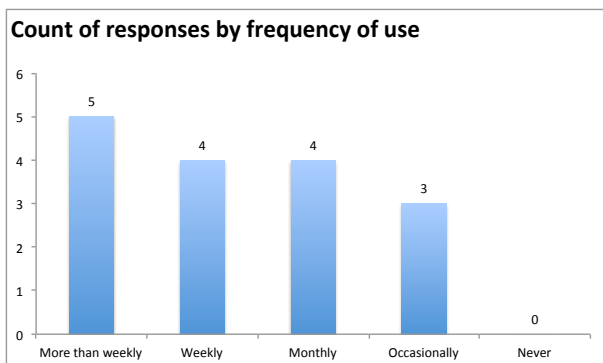


- A return with an address (n=10) was received from each of the main residential roads within the main village but not from Hoton Hills - see map to right. Proximity to playing field or to return points (Telephone Kiosk, Pear Tree Farm or First Friday) does not seem to have been a barrier to those wanting to express an opinion.



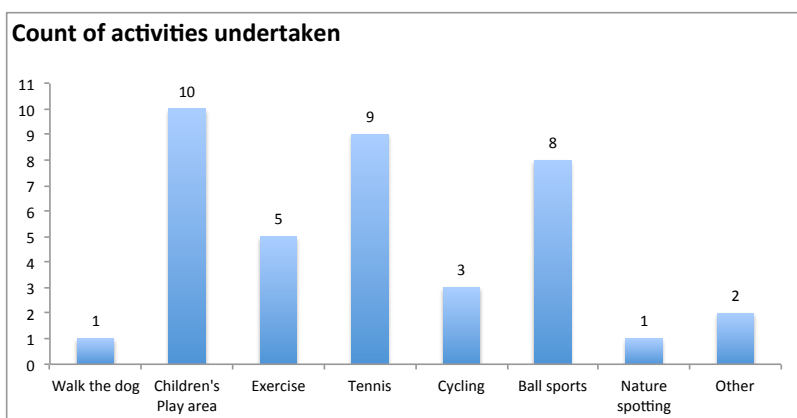
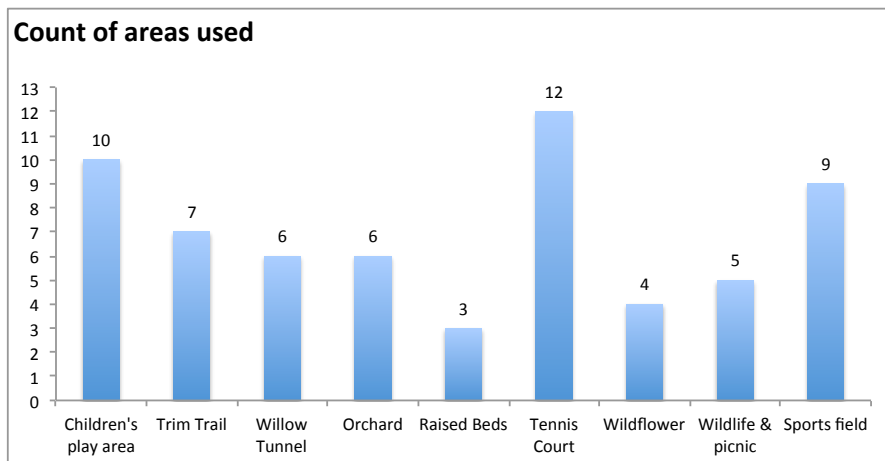
## Reported use of playing field

Unsurprisingly the vast majority of those who returned a survey (70%, n=11) had visited the playing field within the last week and most used the playing field at least weekly (56%, n=9)



The three areas that are used the most (and were used by at least 50% of respondents) were:

- Tennis Court (75%, n=12)
- Children's play area (63%, n=10)
- Sports field (56%, n=9)



And the uses of the playing field reflected this with the main uses being:

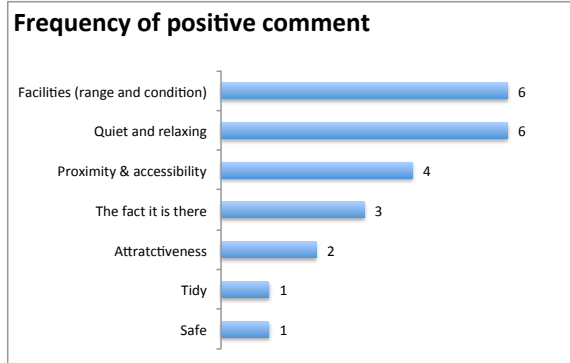
- Children's play area (63%, n=10)
- Tennis (56%, n=9)
- Ball sports other than tennis (50%, n=8)

---

## What do people most like about the playing field?

14 out of the 16 respondents added a positive comment about the Playing field with most frequent comments including:

- Tranquility / quiet and relaxing, n=6
- Facilities (range and condition), n=6
- Proximity and accessibility, n=4
- Other comments included: Tidy, safe, the fact it is there, attractiveness



### Specific comments:

“Proximity, facilities, especially tennis court, football pitch and cricket net”

“Its proximity”

“The fact its there”

“The fact that it is there for all village children - I take visiting children and I quite often just walk around”

“Kept tidy - nice for young children - feel safe”

“No-one else there”

“General ambience. It's a beautiful place and an asset to the village”

“The space and facilities and its wonderful that Hoton has such a terrific facility”

“It is nice and quiet, relaxing environment”

“Children's area, Tennis court for ball sports as its not muddy. Wildlife area. Green area within the village”

“Open area and tennis court when sons (and future grandchildren) are at home”

“Proximity to the village, tranquil setting”

“Accessible; not too busy; free; handy parking; range of facilities”

“Tennis court; condition of the facilities in general; children's play area”

---

## What do people want to see improved?

Half of the respondents had specific improvements they would like to see made, whilst 7 respondents either did not add a comment or specifically said 'none'. One respondent raised a concern about level of usage needing to increase before more money was spent. Of those that raised improvements, 4 highlighted the state of the raised beds and 2 the willow tunnel. There were also a number of relatively low-cost improvement ideas outlined further in the report.

### **Improve existing facilities:**

“Levelling football pitch; sorting raised beds and willow tunnel”

“Raised beds sorted”

“Plants in raised beds need regular care”

“Tidy beds; remove willow tunnel”

“Reinforce the cricket net at the batting end to prevent further holes in the net which defeat the benefit of having a net.”

“A path through wildflower meadow”

“A circular trail in wildlife area, open more so that wildlife can be seen - plenty of room that would not not disturb wildlife”

“Paint cricket stumps on the other side of the wall so can still practice when tennis court is in use”

### **Changes or new facilities**

“A compost loo”

“Some more benches to sit on”

“A non-grass, soft playing area”

“Improved apparatus in Area B&C”

### **Other comments regarding improvements:**

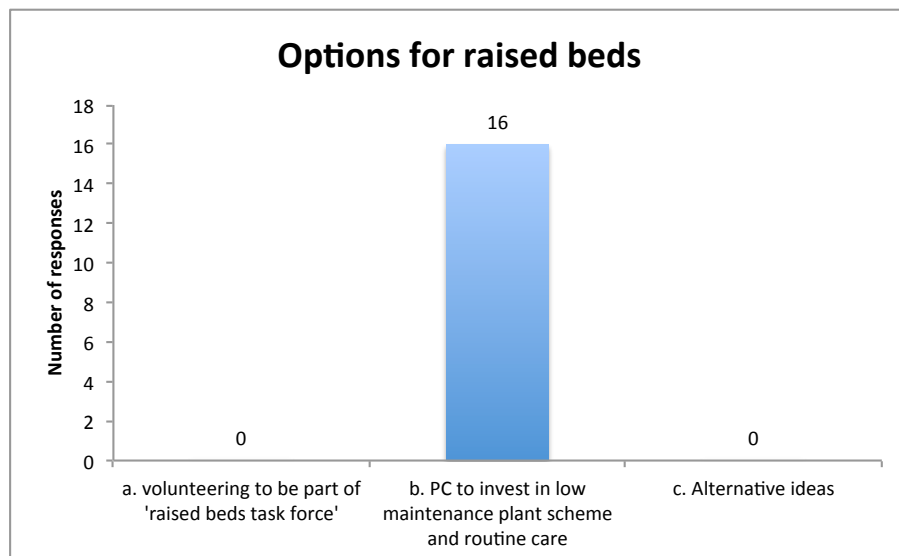
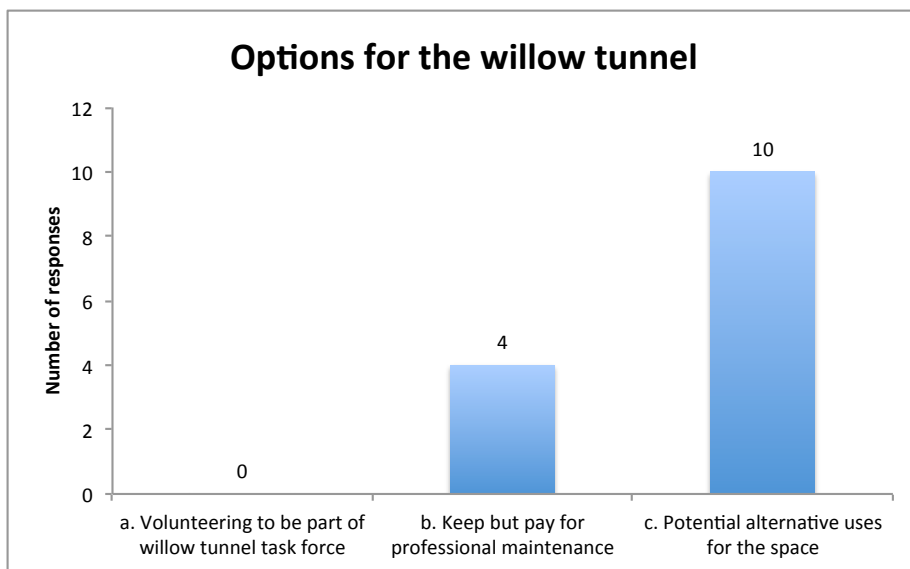
“None”

“Would like to see more people making use of this valuable asset before more money is spent on it”

### What are views on specific improvements mentioned in survey?

There were five specific areas where feedback was requested. Two of these were the willow tunnel and raised beds, both of which are proving hard to maintain under current arrangements and for which three options were set out. The remaining three areas were additions or major improvements to current facilities and for these the overall level of interest in pursuing improvements was sought.

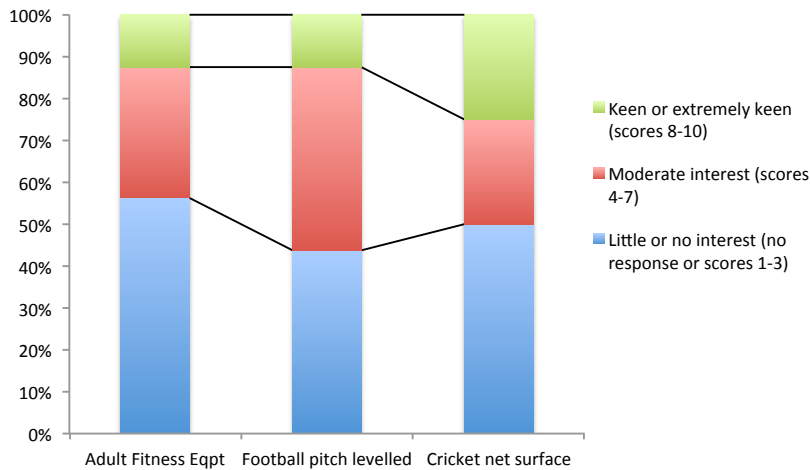
Responding to the options for the willow tunnel, the majority (n=10) supported option c - to explore alternative uses for the space. 4 respondents supported the use of professional maintenance and 2 respondents did not offer a preference. No respondents offered to volunteer to be part of willow tunnel task force



Responding to the options for the raised beds, **ALL** respondents supported option b - a low maintenance, professionally maintained planting scheme.

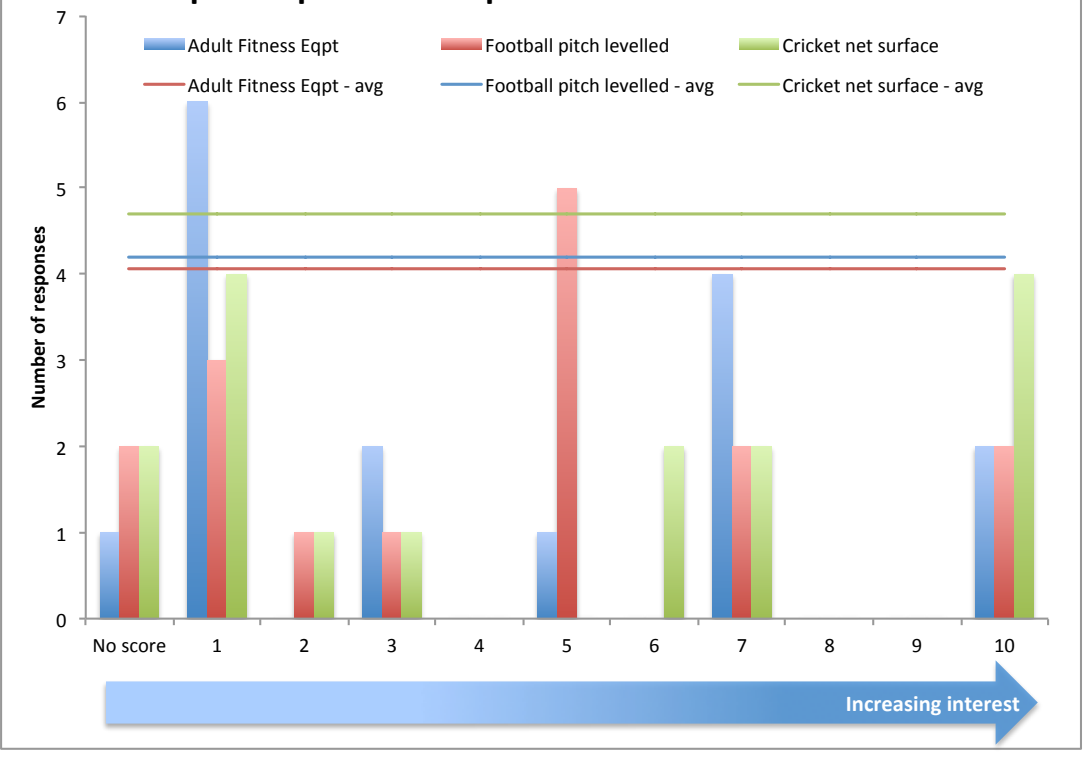


**Level of interest in potential improvements, % of responses**



There were mixed views on potential future developments. Cricket net surface had the highest number of respondents scoring themselves as 'keen or extremely keen' but this was only 25% of all respondents (n=4). Only two respondents scored themselves as 'keen or extremely keen' for football pitch levelling or adult fitness equipment.

**Interest in specific potential improvements**

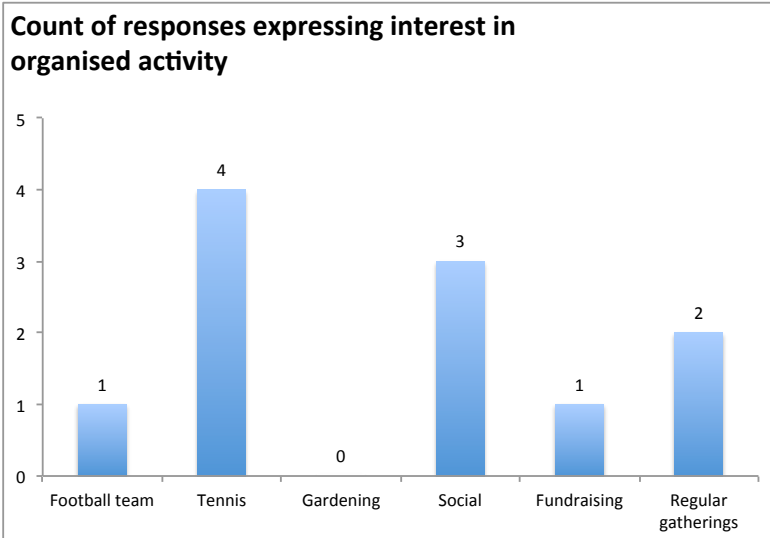


---

## What are views on increasing use through organised events?

The survey included two questions on increasing use through organised events. The first question provided a range of potential activities and asked respondents to circle any they might be interested in setting up, whilst the second question asked for additional ideas.

Just under 50% of respondents (n=7) highlighted an activity they were interested in setting up. There was most interest in setting up more organised tennis activity (n=4), with some interest in social and regular gatherings. There was no interest in gardening which is consistent with the preferred option for raised beds.



### 5 respondents offered specific ideas for events

“Transfer first Friday to playing field in summer”

“We never had a 'launch event' - perhaps after this wave of improvements we should have a fete or similar to help raise funds?”

“Tennis social play”

“Village bonfire and fireworks. Renew tennis tournament”

“We have an 8 week old and so I would be interested in doing something for parents of pre-school children if there are any in the village?”

“Easter treasure hunt for adults and children”

“Summer fete/BBQ/bouncy castle/tug of war type event”

There were also additional ideas that would be more relevant to the Village Hall committee and have been 10 passed on accordingly.